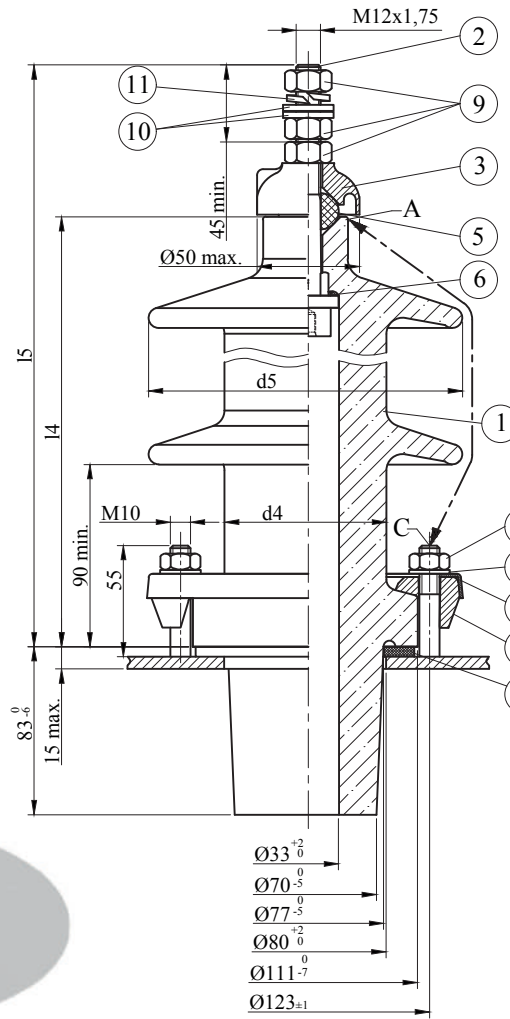


24 kV 250 A  
EN 50180 Transformer Bushings



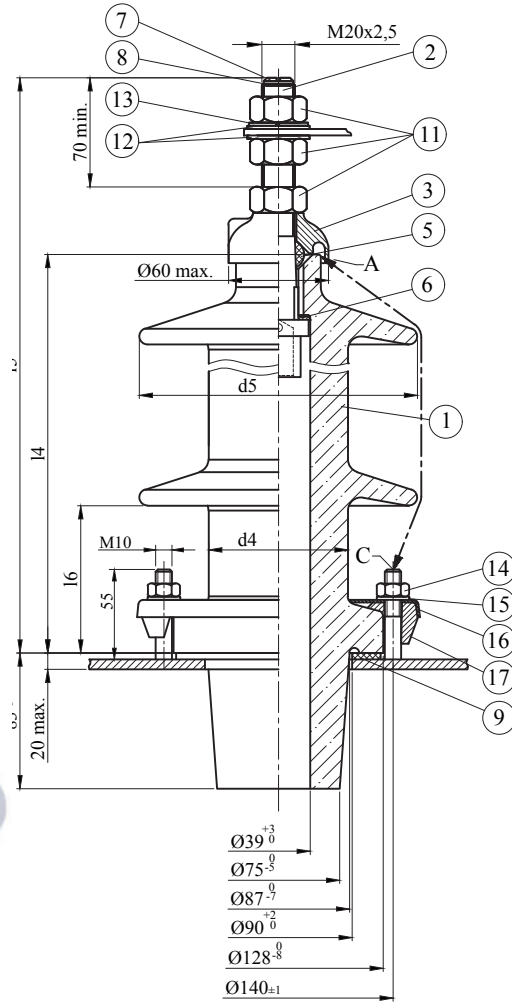
Insulation Levels acc. to IEC 60137:2017		
1	Highest Voltage (kV)	24
2	Rated Current (A)	250
3	Lightning Impulse Withstand Voltage (BIL) (kV)	125
4	Power Frequency Withstand Voltage (kV)	dry 55 wet 50
6	Rated Thermal Short-time Current (2s) (kA)	4,42
7	Rated Dynamic Current (kA)	15,63
8	Minimum Cantilever Withstand Load (N)	1000

\*\*\*All dimensions are "mm"  
n\* 4 fixing studs steel M10x55 (not supplied with the kit) Bolt circle 123 mm

Type / Creepage Distance [mm]	Arcing Distance AC [mm]	l4 max	l5 max	d4 max	d5 max
24 - 250 / P2 (Type 2) / 490	260	304	384	80	150
24 - 250 / P3 (Type 3) / 605	315	357	437	80	155
24 - 250 / P4 (Type 4) / 935	465	516	596	80	155

15	4	Alu-Clamping	"E" DIN 42538		
14	1	Fixing Ring	"A" DIN 42538		
13	4	Nuts	M10 DIN 934		
12	4	Washer	10,5 DIN 125		
11	1	Spring Washer	DIN 127		
10	2	Brass Washer	DIN 125-Ms		
9	3	Brass Nuts	M12 DIN 934-Ms		
7	1	Flange Gasket	"N" DIN 42531		
6	1	Internal Gasket	"O" DIN 42531		
5	1	Sealing Ring Gasket	"J" DIN 42531		
3	1	Brass Cap	"E" DIN 42531		
2	1	Brass Bolt	"D" DIN 42531		
1	-	-	1	Porcelain	24 - 250 / P4
	-	1	-		24 - 250 / P3
	1	-	-		24 - 250 / P2
POS.	Type 2	Type 3	Type 4	NAME OF THE MATERIAL	DESCRIPTION

24 kV 630 A  
EN 50180 Transformer Bushings



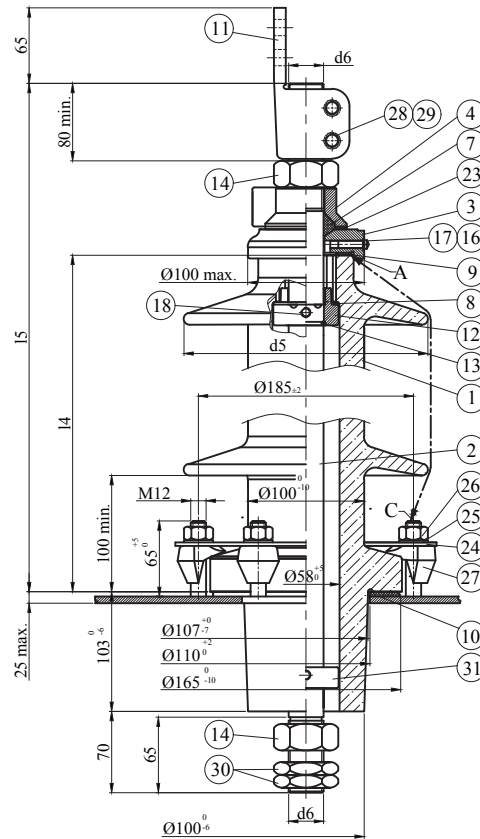
Insulation Levels acc. to IEC 60137:2017		
1	Highest Voltage (kV)	24
2	Rated Current (A)	630
3	Lightning Impulse Withstand Voltage (BIL) (kV)	125
4	Power Frequency Withstand Voltage (kV)	dry 55 wet 50
6	Rated Thermal Short-time Current (2s) (kA)	11,14
7	Rated Dynamic Current (kA)	39,37
8	Minimum Cantilever Withstand Load (N)	1000

\*\*\*All dimensions are "mm"  
n\* 6 fixing studs steel M10x55 (not supplied with the kit) Bolt circle 140 mm

Type / Creepage Distance [mm]	Arcing Distance AC [mm]	l4 max	l5 max	l6 max	d4 max	d5 max
24 - 630 / P2 (Type 7) / 490	285	325	440	90	85	170
24 - 630 / P4 (Type 8) / 760	375	423	540	100	85	180

17	6	Alu-Clamping	"E" DIN 42538
16	1	Fixing Ring	"B" DIN 42538
15	6	Washer	10,5 DIN 125
14	6	Nuts	M10 DIN 934
13	1	Spring Washer	DIN 127
12	2	Brass Washer	DIN 125-Ms
11	3	Brass Nuts	M20 DIN 934-Ms
9	1	Flange Gasket	"N" DIN 42532
8	1	Packing	"F" DIN 42532
7	1	Exhaust Screw	"T" DIN 42532
6	1	Internal Gasket	"O" DIN 42532
5	1	Sealing Ring Gasket	"J" DIN 42532
3	1	Brass Cap	"E" DIN 42532
2	1	Brass Bolt	"D" DIN 42532
1	-	1	Porcelain
	1		
POS.	Type 7	Type 8	NAME OF THE MATERIAL
			DESCRIPTION

24 kV 1250 A  
EN 50180 Transformer Bushings



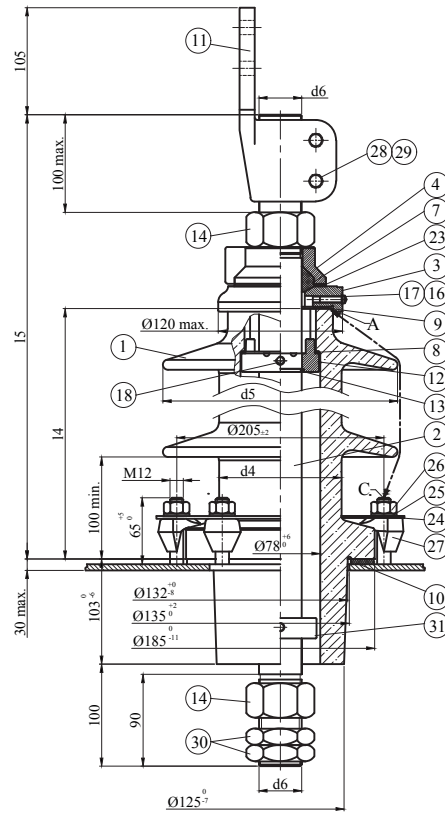
Insulation Levels acc. to IEC 60137:2017		
1	Highest Voltage (kV)	24
2	Rated Current (A)	1250
3	Lightning Impulse Withstand Voltage (BIL) (kV)	125
4	Power Frequency Withstand Voltage (kV)	dry 55 wet 50
6	Rated Thermal Short-time Current (2s) (kA)	22,1
7	Rated Dynamic Current (kA)	78,12
8	Minimum Cantilever Withstand Load (N)	1250

\*\*\*All dimensions are "mm"  
n° 6 fixing studs steel M12x65 (not supplied with the kit) Bolt circle 185 mm

Type / Creepage Distance [mm]	Arcing Distance AC [mm]	l4 max	l5 max	d5 max	d6
24 - 1250 / P3 (Type 22) / 620	280	325	480	210	M30x2
24 - 1250 / P4 (Type 23) / 930	385	420	575	240	

31	1	Polymeric Washer		
30	2	Brass Lock Nut M30	DIN 936	
29	2	Screw M10x40	DIN 933	
28	2	Washer M10	DIN 125	
27	6	Alu-Clamping	DIN 42538	
26	6	Nut M12	DIN 934	
25	6	Washer M12	DIN 125	
24	1	Fixing Ring		
23	1	Copper Snap Ring	"U" DIN 42533	
18	4	Set Screw	DIN 553 (M8x15)	
17	1	Washer	DIN 125	
16	1	Brass Screw	DIN 42533	
14	2	Brass Nut	M30x2 DIN 934-Ms	
13	1	Copper Ring	"S" DIN 42533	
12	1	Pressure Ring		
11	1	Brass Flag	DIN 43675-EP	
10	1	Flange Gasket	"N" DIN 42533	
9	1	Plain Gasket	"M" DIN 42533	
8	1	Internal Gasket	"O" DIN 42533	
7	1	Sealing Ring Gasket	"J" DIN 42533	
4	1	Brass Disc	"F" DIN 42533	
3	1	Brass Cap	"E" DIN 42533	
2	-	1	Connecting Bolt	
	1	-		
1	-	1	Porcelain	
	1	-		
POS.	Type 22	Type 23	NAME OF THE MATERIAL	DESCRIPTION

24 kV 2000 A  
EN 50180 Transformer Bushings



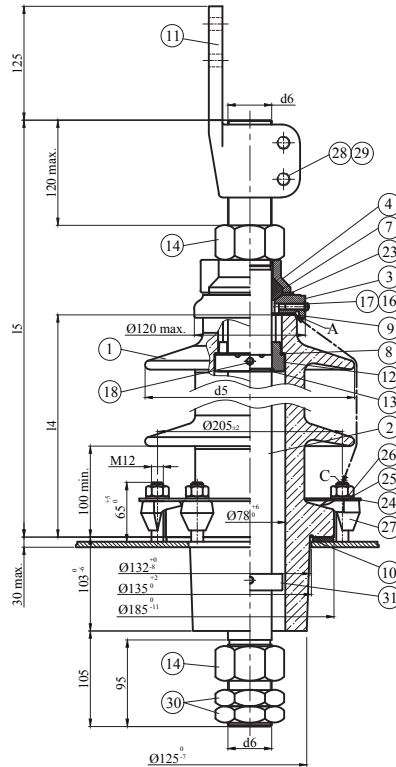
Insulation Levels acc. to IEC 60137:2017		
1	Highest Voltage (kV)	24
2	Rated Current (A)	2000
3	Lightning Impulse Withstand Voltage (BIL) (kV)	125
4	Power Frequency Withstand Voltage (kV)	dry 55 wet 50
6	Rated Thermal Short-time Current (2s) (kA)	35,36
7	Rated Dynamic Current (kA)	125
8	Minimum Cantilever Withstand Load (N)	2000

\*\*\*All dimensions are "mm"  
n\* 6 fixing studs steel M12x65 (not supplied with the kit) Bolt circle 205 mm

Type / Creepage Distance [mm]	Arcing Distance AC [mm]	l4 max	l5 max	d4 max	d5 max	d6
24 - 2000 / P3 (Type 26) / 620	275	325	515	120	230	M42x3
24 - 2000 / P4 (Type 27) / 920	385	420	610	125	260	

31	1	Polymeric Washer	
30	2	Brass Lock Nut M42	DIN 936
29	2	Screw M12x50	DIN 933
28	2	Washer M12	DIN 125
27	6	Alu-Clamping	DIN 42538
26	6	Nut M12	DIN 934
25	6	Washer M12	DIN 125
24	1	Fixing Ring	
23	1	Copper Snap Ring	"U" DIN 42533
18	4	Set Screw	DIN 553 (M8x15)
17	1	Washer	DIN 125
16	1	Brass Screw	DIN 42533
14	2	Brass Nut	M42x3 DIN 934-MS
13	1	Copper Ring	"S" DIN 42533
12	1	Pressure Ring	
11	1	Brass Flag	DIN 43675-FP
10	1	Flange Gasket	"N" DIN 42533
9	1	Plain Gasket	"M" DIN 42533
8	1	Internal Gasket	"O"
7	1	Sealing Ring Gasket	"J" DIN 42533
4	1	Brass Disc	"F" DIN 42533
3	1	Brass Cap	"E" DIN 42533
2	-	Connecting Bolt	24 - 2000 / P4
	1		24 - 2000 / P3
1	-	Porcelain	24 - 2000 / P4
	1		24 - 2000 / P3
POS.	Type 26	Type 27	NAME OF THE MATERIAL
			DESCRIPTION

24 kV 3150 A  
EN 50180 Transformer Bushings



Insulation Levels acc. to IEC 60137:2017		
1	Highest Voltage (kV)	24
2	Rated Current (A)	3150
3	Lightning Impulse Withstand Voltage (BIL) (kV)	125
4	Power Frequency Withstand Voltage (kV)	dry 55 wet 50
6	Rated Thermal Short-time Current (2s) (kA)	55,68
7	Rated Dynamic Current (kA)	196,87
8	Minimum Cantilever Withstand Load (N)	3150

\*\*\*All dimensions are "mm"  
n\* 6 fixing studs steel M12x65 (not supplied with the kit) Bolt circle 205 mm

Type / Creepage Distance [mm]	Arcing Distance AC [mm]	l4 max	l5 max	d4 max	d5 max	d6
24 - 3150 / P3 (Type 26) / 620	275	325	539	120	230	M48x3
24 - 3150 / P4 (Type 27) / 920	385	420	634	125	260	

31	1	Polymeric Washer		
30	2	Brass Lock Nut M48	DIN 936	
29	2	Screw M12x65	DIN 933	
28	2	Washer M12	DIN 125	
27	6	Alu-Clamping	DIN 42538	
26	6	Nut M12	DIN 934	
25	6	Washer M12	DIN 125	
24	1	Fixing Ring		
23	1	Copper Snap Ring	"U" DIN 42533	
18	4	Set Screw	DIN 553 (M8x15)	
17	1	Washer	DIN 125	
16	1	Brass Screw	DIN 42533	
14	2	Brass Nut	M42x3 DIN 934-Ms	
13	1	Copper Ring	"S" DIN 42533	
12	1	Pressure Ring		
11	1	Brass Flag	DIN 43675-FP	
10	1	Flange Gasket	"N" DIN 42533	
9	1	Plain Gasket	"M" DIN 42533	
8	1	Internal Gasket	"O"	
7	1	Sealing Ring Gasket	"J" DIN 42533	
4	1	Brass Disc	"F" DIN 42533	
3	1	Brass Cap	"E" DIN 42533	
2	-	1	Connecting Bolt	
	1	-		
1	-	1	Porcelain	
	1	-		
POS.	Type 26	Type 27	NAME OF THE MATERIAL	DESCRIPTION